

Atrium

Atrium is both simple and elegant. A modern neutral colour palette and numerous large-format sizes make Atrium the perfect choice for high-traffic, large open spaces.



04 colours, offering a neutral and contemporary palette.

For the most up-to-date availability information, please visit our website.



Clay

PEI V




Pumice

PEI V



Praline

PEI V




Graphite

PEI V

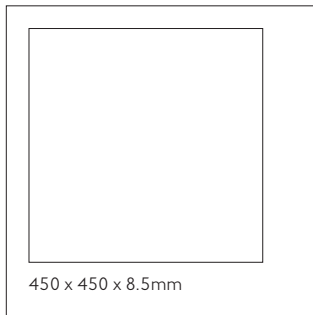


04 sizes, perfectly designed for seamless installation.



600 x 300 x 8.5mm

900 x 450 x 10mm



450 x 450 x 8.5mm

600 x 600 x 10mm

N.B All products in this range are classed as glazed porcelain [Bla].
All 900 x 450mm, 600 x 600mm and 600 x 300mm products in this range are rectified porcelain tiles.

Availability

All Sizes

ATRM1N Clay Natural
ATRM2N Pumice Natural
ATRM3N Praline Natural
ATRM4N Graphite Natural

600 x 300 x 8.5mm ONLY

ATRM1G Clay Grip
ATRM2G Pumice Grip
ATRM3G Praline Grip
ATRM4G Graphite Grip

N.B For full product and technical information for this or any of our other ranges, please contact our customer services helpline +44 (0) 1782 524 000 or visit our website - www.johnson-tiles.com



02 finishes, combining both form and function.

Examples below are not to scale but have been enlarged to show detail:



Natural



Grip



Atrium Pumice Natural 600 x 600mm & 600 x 300mm