

POLAR

GLAZED CERAMIC | WALL TILES

WHITE

STRUCTURE

INTRO



www.johnson-tiles.com

© 2024-25 Johnson Tiles Limited

Est. 1901
JOHNSON
TILES

POLAR



ONE COLOUR




TWO SIZES



TWO FINISHES


Our Polar range is perfect for adding a sense of tranquillity to any interior. Reflecting light, this range can make a room feel clean, serene, and refreshingly simple. Polar offers a variety of finishes to add texture to any design scheme. Bumpy Gloss showcases a dappled effect, Gloss Wave emulates the natural movement of water, and Satin Structured offers a fragmented, linear look.





COLOURS AND PRODUCT CODES

VI: Low Shade Variation




WHITE LRV: 86

Product Code (300x200mm): G PUREIA + S CLASIA | Product Code (200x200mm): G PRGI + S PRS12



WHITE - LINEAR LRV: 86

Product Code: S CLASIL



WHITE - WAVE LRV: 86

Product Code: G PUREIW




WHITE - BUMPY LRV: 86

Product Code (300x200mm): G ALPNIA | Product Code (200x200mm): G ALPNIA

SIZE FORMATS AND AVAILABILITY

Size Options and Packing Information



#	Size Format	Thickness	Finish	Structure	Availability	Class	Pcs / Box	M² / Box	Kg / Box
01	300x200mm	8mm	Gloss	-	All Colours Shown	BIII	17 Tiles	1.02 m²	14.00 kg
				Wave	All Colours Shown	BIII	17 Tiles	1.02 m²	14.00 kg
				Bumpy	All Colours Shown	BIII	17 Tiles	1.02 m²	14.00 kg
			Satin	-	All Colours Shown	BIII	17 Tiles	1.02 m²	14.00 kg
				Linear	All Colours Shown	BIII	17 Tiles	1.02 m²	14.00 kg
				-	All Colours Shown	BIII	17 Tiles	1.02 m²	14.00 kg
02	200x200mm	6.5mm	Gloss	-	All Colours Shown	BIII	25 Tiles	1.00 m²	11.50 kg
				Bumpy	All Colours Shown	BIII	25 Tiles	1.00 m²	11.50 kg
			Satin	-	All Colours Shown	BIII	25 Tiles	1.00 m²	11.50 kg

Note: Glazed Ceramic / BIII tiles. For more information please see the suitability advice given in the technical section. All sizes indicated are metric modular. All sizes shown are nominal. For the most up-to-date size, colour and finish availability, please visit our website - www.johnson-tiles.com.





White Satin 300x200x8mm - CLASIA













TECHNICAL SUPPORT

Specification, Sustainability and Important Information

Product Specification

Range Name	Finish	Wall Suitability	Floor Suitability	Wet Barefoot	Material / Class
Polar	 Gloss	Internal Only	-	-	Glazed Ceramic / BIII
	 Satin	Internal Only	-	-	Glazed Ceramic / BIII

Physical Properties - Glazed Ceramic / BIII

Test and Standard	Requirement	Result	Test and Standard	Requirement	Result
 Length / Width EN ISO 10545-2	$\pm 0.5\% \leq \pm 2\text{mm}$	Pass	 Modulus of Rupture EN ISO 10545-4	Min. 15N / mm ²	Pass
 Thickness EN ISO 10545-2	$\pm 10\% \leq \pm 0.5\text{mm}$	Pass	 Thermal Shock EN ISO 10545-9	Pass	Pass
 Straightness of Side EN ISO 10545-2	$\pm 0.3\% \leq \pm 1.5\text{mm}$	Pass	 Frost Resistance EN ISO 10545-12	-	Not Suitable
 Rectangularity EN ISO 10545-2	$\pm 0.5\% \leq \pm 2\text{mm}$	Pass	 Chemical Resistance EN ISO 10545-13	Min. Class B	Pass
 Surface Flatness EN ISO 10545-2	$\pm 0.5\% \leq \pm 2\text{mm}$	Pass	 Stain Resistance EN ISO 10545-14	Min. Class 3	Pass
 Water Absorption EN ISO 10545-3	10% to 20%	Pass	 Fire Rating		Class A1 Non Combustible

Sustainability Credentials

Range Name	Material / Class	EPD	Recycled Content - Tiles	Recycled Content - Packaging
Polar	Glazed Ceramic / BIII	Yes	Up to 20%	Up to 100% (Boxes Only)

Note: Please contact our technical helpline, or visit our website for specification and installation advice.
EPD: Environmental Product Declaration. CSV: Colour Shade Variation.

Important Information

During the manufacturing process of ceramic and porcelain tiles, some variation in shade and pattern can occur. Before fixing any tiles; several boxes should be opened and their contents mixed to ensure that size, colour and patterning are acceptable.

The tiles shown in this literature are quality products and conform to BS EN 14411 as shown in the physical properties listed above.

For a comprehensive colour, size, finish and availability overview along with full technical and sustainability information for all products shown, please visit our website - www.johnson-tiles.com

- All sizes listed are metric modular.
- For specific suitability details, please contact our technical advice helpline or use the email address provided.
- Johnson Tiles Limited cannot accept responsibility for any tiles that have already been fixed.
- Johnson Tiles Limited reserves the right to change specification and availability information without prior notice.
- Nothing in these statements does or will affect the statutory rights of the consumer.

All product technical values quoted in this literature are supported by laboratory testing from our own and independent ceramic test houses. Johnson Tiles Limited are British Standard registered. To find out more, please contact our technical advice helpline on +44 (0)1782 524 111 or email: technical@johnson-tiles.com.

WHERE TO FIND US

Head Office

Harewood Street, Tunstall,
Stoke on Trent, Staffordshire,
ST6 5JZ, United Kingdom

Tel: +44 (0)1782 575 575
Email: info@johnson-tiles.com
www.johnson-tiles.com

Material Lab Studio

10 Great Titchfield Street,
London, W1W 8BB,
United Kingdom

Tel: +44 (0)20 7436 8629
Email: info@material-lab.co.uk
www.material-lab.co.uk

Factory Outlet

Tel: +44 (0)1782 524 040
Email: foutlet@johnson-tiles.com
www.outlet.johnson-tiles.com

Customer Services

Tel: +44 (0)1782 524 000
Email: sales@johnson-tiles.com
8:30am - 4:30pm (Monday - Friday)

Order A Sample

Tel: +44 (0)1782 524 043
Email: samples@johnson-tiles.com

Technical Advice Helpline

Tel: +44 (0)1782 524 111
Email: technical@johnson-tiles.com

Updated: June 2025