

SUBWAY LAB

GLAZED CERAMIC | WALL TILES

PLAIN COLOUR TILES

ABSOLUTE



JOHNSON • TILES 

MADE IN THE UK SINCE 1901

SUBWAY LAB

Geometrics and surface detail are key to this range, with multiple shapes and designs available. From Peak to Dome, Subway Lab offers dimension and depth, perfect to add personality to any interior scheme. Colour options include Ice White, Ash Grey and Graphite forming a monochromatic palette.

Front Cover Image: Ice White Gloss 150x75mm Canale - SUB08C




Ice White Matt 300x75mm Dome - SUB09O






Roomset Photography





Colours & Product Codes

VI: Low Shade Variation




ICE WHITE LRV: 90

- G Liso XL & Liso M - SUB08L + M Liso XL & Liso M - SUB09L
- G Dome XL - SUB08O + M Dome XL - SUB09O
- G New Bevel - SUB08B + M New Bevel - SUB09B
- G Canale M - SUB08C + M Canale M - SUB09C
- G Peak - SUB08P + M Peak - SUB09P
- G Edge XL, Edge M & Corner - SUB08E
- M Edge XL, Edge M & Corner - SUB09E



ASH GREY LRV: 35

- M Liso XL & Liso M - SUB02L
- M Dome XL - SUB02O
- M New Bevel - SUB02B
- M Arch XL - SUB02A
- M Canale M - SUB02C
- M Peak - SUB02P
- M Edge XL, Edge M & Corner - SUB02E

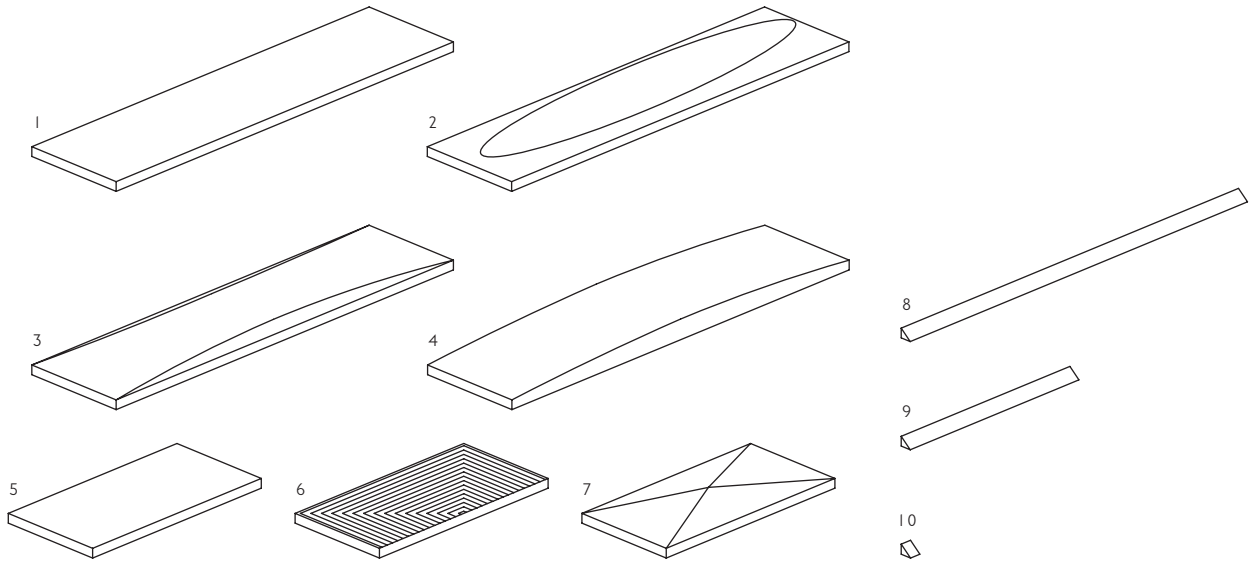


GRAPHITE LRV: 10

- M Liso XL & Liso M - SUB07L
- M Dome XL - SUB07O
- M New Bevel - SUB07B
- M Canale M - SUB07C
- M Peak - SUB07P
- M Edge XL, Edge M & Corner - SUB07E



Sizes, Finishes & Availability



#	Size	Finish	Colour Availability	Thickness	Pieces/Box	Coverage/Box	Weight/Box
1	300x75mm Liso XL	G Gloss	Ice White Only	8mm	23 Tiles	0.52 m ²	7.52 kg
		M Matt	Ice White, Ash Grey & Graphite Only	8mm	23 Tiles	0.52 m ²	7.52 kg
2	300x75mm Dome XL	G Gloss	Ice White	8mm - 17mm	14 Tiles	0.32 m ²	5.33 kg
		M Matt	Ice White, Ash Grey & Graphite Only	8mm - 17mm	14 Tiles	0.32 m ²	5.33 kg
3	300x75mm New Bevel	G Gloss	Ice White Only	8mm - 17mm	16 Tiles	0.36 m ²	6.02 kg
		M Matt	Ice White, Ash Grey & Graphite Only	8mm - 17mm	16 Tiles	0.36 m ²	6.02 kg
4	300x75mm Arch XL	M Matt	Ash Grey Only	8mm - 17mm	12 Tiles	0.27 m ²	5.35 kg
5	150x75mm Liso M	G Gloss	Ice White Only	8mm	46 Tiles	0.52 m ²	7.42 kg
		M Matt	Ice White, Ash Grey & Graphite Only	8mm	46 Tiles	0.52 m ²	7.42 kg
6	150x75mm Canale M	G Gloss	Ice White Only	8mm	42 Tiles	0.48 m ²	7.29 kg
		M Matt	Ice White, Ash Grey & Graphite Only	8mm	42 Tiles	0.48 m ²	7.29 kg
7	150x75mm Peak	G Gloss	Ice White Only	8mm - 17mm	32 Tiles	0.41 m ²	6.00 kg
		M Matt	Ice White, Ash Grey & Graphite Only	8mm - 17mm	32 Tiles	0.41 m ²	6.00 kg
8	300x8mm Edge XL	G Gloss	Ice White Only	8mm	10 Tiles	3.00 lm	0.39 kg
		M Matt	Ice White, Ash Grey & Graphite Only	8mm	10 Tiles	3.00 lm	0.39 kg
9	150x8mm Edge XL	G Gloss	Ice White Only	8mm	10 Tiles	1.50 lm	0.25 kg
		M Matt	Ice White, Ash Grey & Graphite Only	8mm	10 Tiles	1.50 lm	0.25 kg
10	8x8mm Corner	G Gloss	Ice White Only	8mm	1 Tile	-	-
		M Matt	Ice White, Ash Grey & Graphite Only	8mm	1 Tile	-	-

Note: All sizes indicated are metric modular. All dimensions are in millimetres. All sizes shown are nominal. For the most up-to-date availability information, please visit our website. All LRV results are from Johnson Tiles' internal test reports and are to be used for guidance only. LRV: Light Reflectance Value.



Technical Data

Specification

Range	Size	Wall Suitability	Floor Suitability	Wet Barefoot	CSV	Material
Subway Lab	All Sizes Shown	Internal Only	-	-	VI	Glazed Ceramic [BIII]

Physical Properties

Test/Standard	Requirement	Test Result	Test/Standard	Requirement	Test Result
Length / Width EN ISO 10545 - 2	$\pm 0.5\% \leq \pm 2\text{mm}$	Pass	Modulus of Rupture EN ISO 10545 - 4	Min. 15N / mm ²	$\geq 12\text{N} / \text{mm}^2$
Thickness EN ISO 10545 - 2	$\pm 1.0\% \leq \pm 0.5\text{mm}$	Pass	Thermal Shock EN ISO 10545 - 9	Pass	Pass
Straightness of Side EN ISO 10545 - 2	$\pm 0.3\% \leq \pm 1.5\text{mm}$	Pass	Frost Resistance EN ISO 10545 - 12	-	Not Suitable
Rectangularity EN ISO 10545 - 2	$\pm 0.5\% \leq \pm 2\text{mm}$	Pass	Chemical Resistance EN ISO 10545 - 13	Min. Class B	Class A
Surface Flatness EN ISO 10545 - 2	$\pm 0.5\% \leq \pm 2\text{mm}$	Pass	Stain Resistance EN ISO 10545 - 14	Min. Class 3	Class 5
Water Absorption EN ISO 10545 - 3	10% to 20%	> 10%	Fire Rating	-	Class A1 Non Combustible
Weight / M²	14.00 kg 8mm - 17mm thick				

Note: All products are classed as BIII - Glazed Ceramic. All products conform to BS EN 14411.

Sustainability Information

Range	Material	Recycled Content of the Tiles	Recycled Content of the Packaging	Recyclable Content of the Packaging	EPD	SKA Rating
Subway Lab	Glazed Ceramic [BIII]	Up to 80%	-	-	Yes	-

Note: EPD: Environmental Product Declaration for the products shown in this overview can be on the Subway Lab pages on our website.

Important Information

During the manufacturing process of ceramic, vitrified and porcelain tiles, some variation in shade and pattern can occur. Before fixing any tiles; several boxes should be opened and their contents mixed to ensure that size, colour, shade and patterning are acceptable. The tiles shown are quality products and conform to the physical properties listed below.

- All sizes shown are metric modular.
- For specific suitability and fit-for-purpose details please contact our technical helpline.
- Johnson Tiles cannot accept responsibility for any tiles that have been fixed.
- Every effort has been made to ensure the accuracy of the information given.
- Johnson Tiles reserves the right to change specifications and availability without prior notice.
- Nothing in these statements does or will affect the statutory rights of the consumer.

© Johnson Tiles, Johnson, Absolute and Material Lab are registered trademarks and together with Kerastar and product names are the trademarks of H&R Johnson Tiles Limited and licensed to Norcros Group (Holdings) Limited trading as Johnson Tiles. © 2021 Johnson Tiles. All rights reserved.



For more information about Subway Lab or
any of our other product ranges simply visit
www.johnson-tiles.com |      

Where To Find Us

Johnson Tiles

Harewood Street,
Tunstall,
Stoke on Trent,
Staffordshire,
ST6 5JZ

Tel: +44 (0)1782 575 575
Fax: +44 (0)1782 577 377
Email: info@johnson-tiles.com

Samples Enquiries

Tel: +44 (0)1782 524 043
Fax: +44 (0)1782 577 379
Email: samples@johnson-tiles.com

Technical Helpline

Tel: +44 (0)1782 524 111
Fax: +44 (0)1782 577 379
Email: techadvice@johnson-tiles.com

JOHNSON • TILES 
MADE IN THE UK SINCE 1901