

EMINENCE

GLAZED CERAMIC | WALL TILES

PLAIN COLOUR TILES



JOHNSON • TILES 

MADE IN THE UK SINCE 1901

EMINENCE

Cool and calm, Eminence is a stunningly simple range of porcelain rectified wall tiles. Available in gloss and matt finishes, Eminence is perfect for adding a sense of serenity and elegance to busy spaces. Structured options Linear, Weave, and Reed can be used to complement the pure field tiles, or instead, can stand out as the main feature.

Front Cover Image: White Linear Structure Matt 600x300mm - EM112L



White Gloss 600x300mm - EM101A
White Linear Structure Gloss 600x300mm - EM101L





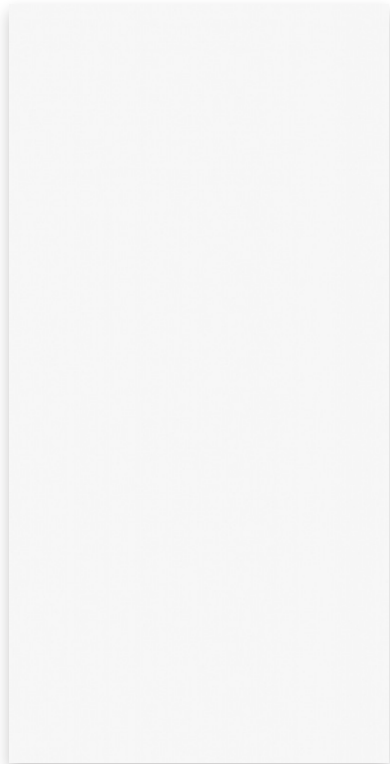
Roomset Photography





Colours & Product Codes

VI: Low Shade Variation




WHITE

 EM101A +  EM112A 



WHITE LINEAR STRUCTURE

 EM101L +  EM112L 



WHITE REED STRUCTURE

 EM101R +  EM112R 

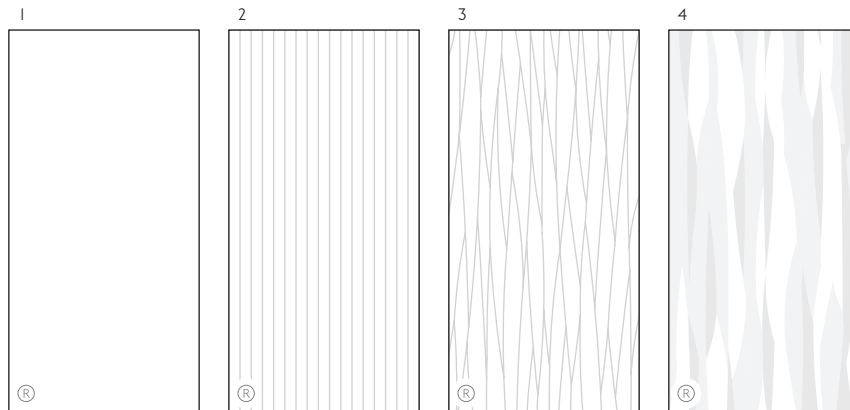


WHITE WEAVE STRUCTURE

 EM101W +  EM112W 



Sizes, Finishes & Availability



#	Size	Finish	Colour Availability	Thickness	Pieces/Box	Coverage/Box	Weight/Box
1	600x300mm	Gloss	All Colours Shown	9mm	6 Tiles	1.08 m ²	15.86 kg
		Matt	All Colours Shown	9mm	6 Tiles	1.08 m ²	15.86 kg
2	600x300mm Linear Structure	Gloss	All Colours Shown	9mm	6 Tiles	1.08 m ²	15.86 kg
		Matt	All Colours Shown	9mm	6 Tiles	1.08 m ²	15.86 kg
3	600x300mm Reed Structure	Gloss	All Colours Shown	9mm	6 Tiles	1.08 m ²	15.86 kg
		Matt	All Colours Shown	9mm	6 Tiles	1.08 m ²	15.86 kg
4	600x300mm Weave Structure	Gloss	All Colours Shown	9mm	6 Tiles	1.08 m ²	15.86 kg
		Matt	All Colours Shown	9mm	6 Tiles	1.08 m ²	15.86 kg

Note: All sizes indicated are metric modular. All dimensions are in millimetres. All sizes shown are nominal. For the most up-to-date availability information, please visit our website. All LRV results are from Johnson Tiles' internal test reports and are to be used for guidance only. LRV: Light Reflectance Value. ® Rectified Edge



White Linear Structure Matt 600x300mm - EM112L



Technical Data

Specification

Range	Size	Wall Suitability	Floor Suitability	Wet Barefoot	CSV	Material
Eminence	All Sizes Shown	Internal Only	-	-	VI	Glazed Ceramic [BIII]

Physical Properties

Test/Standard	Requirement	Test Result	Test/Standard	Requirement	Test Result
Length / Width EN ISO 10545 - 2	$\pm 0.5\% \leq \pm 2\text{mm}$	$\pm 0.05\%$	Modulus of Rupture EN ISO 10545 - 4	Min. 15N / mm ²	$\geq 20.2\text{N} / \text{mm}^2$
Thickness EN ISO 10545 - 2	$\pm 1.0\% \leq \pm 0.5\text{mm}$	$\pm 2\%$	Thermal Shock EN ISO 10545 - 9	Pass	Pass
Straightness of Side EN ISO 10545 - 2	$\pm 0.3\% \leq \pm 1.5\text{mm}$	$\pm 0.03\%$	Frost Resistance EN ISO 10545 - 12	-	Not Suitable
Rectangularity EN ISO 10545 - 2	$\pm 0.5\% \leq \pm 2\text{mm}$	$\pm 0.12\%$	Chemical Resistance EN ISO 10545 - 13	Min. Class B	Class A
Surface Flatness EN ISO 10545 - 2	$\pm 0.5\% \leq \pm 2\text{mm}$	$\pm 0.1\%$	Stain Resistance EN ISO 10545 - 14	Min. Class 3	Class 5
Water Absorption EN ISO 10545 - 3	10% to 20%	14%	Fire Rating	-	Class A1 Non Combustible
Weight / M²	14.69 kg 9mm Thick				

Note: All products are classed as BIII - Glazed Ceramic. All products conform to BS EN 14411.

Sustainability Information

Range	Material	Recycled Content of the Tiles	Recycled Content of the Packaging	Recyclable Content of the Packaging	EPD	SKA Rating
Eminence	Glazed Ceramic [BIII]	Up to 50%	Up to 100% (Boxes)	Up to 100% (Boxes)	Yes	-

Note: EPD: Environmental Product Declaration for the products shown in this overview can be on the Eminence pages on our website.

Important Information

During the manufacturing process of ceramic, vitrified and porcelain tiles, some variation in shade and pattern can occur. Before fixing any tiles; several boxes should be opened and their contents mixed to ensure that size, colour, shade and patterning are acceptable. The tiles shown are quality products and conform to the physical properties listed below.

- All sizes shown are metric modular.
- For specific suitability and fit-for-purpose details please contact our technical helpline.
- Johnson Tiles cannot accept responsibility for any tiles that have been fixed.
- Every effort has been made to ensure the accuracy of the information given.
- Johnson Tiles reserves the right to change specifications and availability without prior notice.
- Nothing in these statements does or will affect the statutory rights of the consumer.

© Johnson Tiles, Johnson, Absolute and Material Lab are registered trademarks and together with Kerastar and product names are the trademarks of H&R Johnson Tiles Limited and licensed to Norcros Group (Holdings) Limited trading as Johnson Tiles. © 2021 Johnson Tiles. All rights reserved.



For more information about Eminence or
any of our other product ranges simply visit
www.johnson-tiles.com |      

Where To Find Us

Johnson Tiles

Harewood Street,
Tunstall,
Stoke on Trent,
Staffordshire,
ST6 5JZ

Tel: +44 (0)1782 575 575
Fax: +44 (0)1782 577 377
Email: info@johnson-tiles.com

Samples Enquiries

Tel: +44 (0)1782 524 043
Fax: +44 (0)1782 577 379
Email: samples@johnson-tiles.com

Technical Helpline

Tel: +44 (0)1782 524 111
Fax: +44 (0)1782 577 379
Email: techadvice@johnson-tiles.com

Launched: February 2021

JOHNSON • TILES 
MADE IN THE UK SINCE 1901