

# EMINENCE

GLAZED CERAMIC | WALL TILES

WHITE SELECT



[www.johnson-tiles.com](http://www.johnson-tiles.com)

© 2024 Johnson Tiles Limited

Est. 1901  
**JOHNSON  
TILES**

# EMINENCE



**ONE COLOUR**



**ONE SIZE**



**TWO FINISHES**

Cool and calm, Eminence is a stunningly simple range of rectified glazed ceramic wall tiles. Available in gloss and matt finishes and a single size-format of 600x300mm. Eminence is perfect for adding a sense of serenity and elegance to busy spaces, perfect for both commercial and residential spaces.






White Gloss 600x300x9mm - EMI01A

# COLOURS AND PRODUCT CODES

VI: Low Shade Variation

---




**WHITE** LRV: 90

Product Code: G EM101A + M EM112A

# SIZE FORMATS AND AVAILABILITY

Size Options and Packing Information

01



#	Size Format	Thickness	Finish	Availability	Class	Pcs / Box	M <sup>2</sup> / Box	Kg / Box
01	600x300mm	9mm	 Gloss	All Colours Shown	BIII	7 Tiles	1.26 m <sup>2</sup>	18.50 kg
			 Matt	All Colours Shown	BIII	7 Tiles	1.26 m <sup>2</sup>	18.50 kg

**Note:** Glazed Ceramic / BIII tiles. For more information please see the suitability advice given in the technical section. All sizes indicated are metric modular. All sizes shown are nominal. For the most up-to-date size, colour and finish availability, please visit our website - [www.johnson-tiles.com](http://www.johnson-tiles.com). (R) Rectified Edge.





White Gloss 600x300x9mm - EM101A













# TECHNICAL SUPPORT

Specification, Sustainability and Important Information

## Product Specification

Range Name	Finish	Wall Suitability	Floor Suitability	Wet Barefoot	Material / Class
Eminence	 Gloss	Internal Only	-	-	Glazed Ceramic / BIII
	 Matt	Internal Only	-	-	Glazed Ceramic / BIII

## Physical Properties - Glazed Ceramic / BIII

Test and Standard	Requirement	Result	Test and Standard	Requirement	Result
 <b>Length / Width</b> EN ISO 10545-2	$\pm 0.5\% \leq \pm 2\text{mm}$	Pass	 <b>Modulus of Rupture</b> EN ISO 10545-4	Min. 15N / mm <sup>2</sup>	Pass
 <b>Thickness</b> EN ISO 10545-2	$\pm 10\% \leq \pm 0.5\text{mm}$	Pass	 <b>Thermal Shock</b> EN ISO 10545-9	Pass	Pass
 <b>Straightness of Side</b> EN ISO 10545-2	$\pm 0.3\% \leq \pm 1.5\text{mm}$	Pass	 <b>Frost Resistance</b> EN ISO 10545-12	-	Not Suitable
 <b>Rectangularity</b> EN ISO 10545-2	$\pm 0.5\% \leq \pm 2\text{mm}$	Pass	 <b>Chemical Resistance</b> EN ISO 10545-13	Min. Class B	Pass
 <b>Surface Flatness</b> EN ISO 10545-2	$\pm 0.5\% \leq \pm 2\text{mm}$	Pass	 <b>Stain Resistance</b> EN ISO 10545-14	Min. Class 3	Pass
 <b>Water Absorption</b> EN ISO 10545-3	10% to 20%	Pass	 <b>Fire Rating</b>		Class A I Non Combustible

## Sustainability Credentials

Range Name	Material / Class	EPD	Recycled Content - Tiles	Recycled Content - Packaging
Eminence	Glazed Ceramic / BIII	Yes	Up to 50%	Up to 100% (Boxes Only)

Note: Please contact our technical helpline, or visit our website for specification and installation advice.  
EPD: Environmental Product Declaration. CSV: Colour Shade Variation.

## Important Information

During the manufacturing process of ceramic and porcelain tiles, some variation in shade and pattern can occur. Before fixing any tiles; several boxes should be opened and their contents mixed to ensure that size, colour and patterning are acceptable.

The tiles shown in this literature are quality products and conform to BS EN 14411 as shown in the physical properties listed above.

For a comprehensive colour, size, finish and availability overview along with full technical and sustainability information for all products shown, please visit our website - [www.johnson-tiles.com](http://www.johnson-tiles.com)

- All sizes listed are metric modular.
- For specific suitability details, please contact our technical advice helpline or use the email address provided.
- Johnson Tiles Limited cannot accept responsibility for any tiles that have already been fixed.
- Johnson Tiles Limited reserves the right to change specification and availability information without prior notice.
- Nothing in these statements does or will affect the statutory rights of the consumer.

All product technical values quoted in this literature are supported by laboratory testing from our own and independent ceramic test houses. Johnson Tiles Limited are British Standard registered. To find out more, please contact our technical advice helpline on +44 (0)1782 524 111 or email: [technical@johnson-tiles.com](mailto:technical@johnson-tiles.com).

## WHERE TO FIND US

### Head Office

Harewood Street, Tunstall,  
Stoke on Trent, Staffordshire,  
ST6 5JZ, United Kingdom

Tel: +44 (0)1782 575 575  
Email: [info@johnson-tiles.com](mailto:info@johnson-tiles.com)  
[www.johnson-tiles.com](http://www.johnson-tiles.com)

---

### Material Lab Studio

10 Great Titchfield Street,  
London, W1W 8BB,  
United Kingdom

Tel: +44 (0)20 7436 8629  
Email: [info@material-lab.co.uk](mailto:info@material-lab.co.uk)  
[www.material-lab.co.uk](http://www.material-lab.co.uk)

---

### Factory Outlet

Tel: +44 (0)1782 524 040  
Email: [foutlet@johnson-tiles.com](mailto:foutlet@johnson-tiles.com)  
[www.outlet.johnson-tiles.com](http://www.outlet.johnson-tiles.com)

---

### Customer Services

Tel: +44 (0)1782 524 000  
Email: [sales@johnson-tiles.com](mailto:sales@johnson-tiles.com)  
8:30am - 4:30pm (Monday - Friday)

---

### Order A Sample

Tel: +44 (0)1782 524 043  
Email: [samples@johnson-tiles.com](mailto:samples@johnson-tiles.com)

---

### Technical Advice Helpline

Tel: +44 (0)1782 524 111  
Email: [technical@johnson-tiles.com](mailto:technical@johnson-tiles.com)

---

Updated: October 2024



[www.johnson-tiles.com](http://www.johnson-tiles.com) | [f](#) [X](#) [G](#) [d](#) [P](#) [in](#) [v](#)

© 2024 Johnson Tiles Limited