

# FOSSILITE

GLAZED PORCELAIN AND CERAMIC | FLOOR AND WALL TILES

STONE

STRUCTURE

MOSAIC

SELECT



[www.johnson-tiles.com](http://www.johnson-tiles.com)

© 2024-25 Johnson Tiles Limited

Est. 1901  
**JOHNSON  
TILES**

# FOSSILITE



**FOUR COLOURS**





**NINE SIZES**



**THREE FINISHES**

Fossilite is a versatile range of ceramic and porcelain wall and floor tiles available in four timeless colours: White, Taupe, Grey, and Black. The ceramic collection includes sizes 450x250mm, 600x300mm, and 890x300mm – all in a satin finish, with a linear structure option for the 890x300mm tile. The porcelain range offers sizes 450x450mm, 600x300mm, 600x600mm, 890x890mm, and 1190x600mm, with linear structure available in the 600x300mm size. Co-ordinating 100x100mm and 50x50mm square mosaics on a 300x300mm format and skirtings complete the collection. Porcelain tiles come in both natural and bush hammered finishes, with the grip achieving a PTV 36+ slip resistance rating – ideal for both internal and external use. Fossilite combines modern design with practical performance.







## COLOURS AND PRODUCT CODES

V2: Low to Moderate Shade Variation



### WHITE PEI: IV LRV: 73

Product Code (Bla): N FOS01N + B FOS01B | Mosaic Code (Bla): N FOS1NM | Fitting Code (Bla): N FOS1NS



### WHITE - LINEAR PEI: IV LRV: 73

Product Code (Bla): N FOS01L



### TAUPE PEI: IV LRV: 49

Product Code (Bla): N FOS02N + B FOS02B | Mosaic Code (Bla): N FOS2NM | Fitting Code (Bla): N FOS2NS



### TAUPE - LINEAR PEI: IV LRV: 49

Product Code (Bla): N FOS02L

## COLOURS AND PRODUCT CODES

V2: Low to Moderate Shade Variation

---




### **GREY** PEI: IV LRV: 42

Product Code (Bla): N FOS03N + B FOS03B | Mosaic Code (Bla): N FOS3NM | Fitting Code (Bla): N FOS3NS




### **GREY - LINEAR** PEI: IV LRV: 42

Product Code (Bla): N FOS03L



### **BLACK** PEI: IV LRV: 21

Product Code (Bla): N FOS04N + B FOS04B | Mosaic Code (Bla): N FOS4NM | Fitting Code (Bla): N FOS4NS



### **BLACK - LINEAR** PEI: IV LRV: 21

Product Code (Bla): N FOS04L

## COLOURS AND PRODUCT CODES

V2: Low to Moderate Shade Variation



**WHITE** LRV: 73

Product Code (BIII): S FOS01A



**WHITE - LINEAR** LRV: 73

Product Code (BIII): S FOS01L



**TAUPE** LRV: 49

Product Code (BIII): S FOS02A



**TAUPE - LINEAR** LRV: 49

Product Code (BIII): S FOS02L



**GREY** LRV: 42

Product Code (BIII): S FOS03A




**GREY - LINEAR** LRV: 42

Product Code (BIII): S FOS03L

## SIZE FORMATS AND AVAILABILITY

Size Options and Packing Information



#	Size Format	Thickness	Finish	Structure	Availability	Class	Pcs / Box	M <sup>2</sup> / Box	Kg / Box
01	1190x600mm	10.5mm	Natural	-	All Colours Shown	Bla	2 Tiles	1.42 m <sup>2</sup>	34.79 kg
		9.2mm	Bush Hammered	-	White and Grey Only	Bla	2 Tiles	1.42 m <sup>2</sup>	30.00 kg
02	890x890mm	9.2mm	Natural	-	All Colours Shown	Bla	2 Tiles	1.58 m <sup>2</sup>	34.60 kg
			Bush Hammered	-	White and Grey Only	Bla	2 Tiles	1.58 m <sup>2</sup>	34.60 kg
03	890x300mm	10.5mm	Satin	-	All Colours Shown	BIII	5 Tiles	1.32 m <sup>2</sup>	22.04 kg
				Linear	All Colours Shown	BIII	5 Tiles	1.32 m <sup>2</sup>	22.04 kg
04	600x600mm	9.2mm	Natural	-	All Colours Shown	Bla	3 Tiles	1.07 m <sup>2</sup>	23.30 kg
			Bush Hammered	-	All Colours Shown	Bla	3 Tiles	1.07 m <sup>2</sup>	22.80 kg
05	600x300mm	9.2mm	Natural	-	All Colours Shown	Bla	6 Tiles	1.06 m <sup>2</sup>	22.37 kg
			Bush Hammered	-	All Colours Shown	Bla	6 Tiles	1.06 m <sup>2</sup>	22.37 kg
		9.5mm	Satin	-	All Colours Shown	BIII	6 Tiles	1.06 m <sup>2</sup>	16.01 kg
			Satin	-	All Colours Shown	BIII	6 Tiles	1.06 m <sup>2</sup>	16.01 kg
06	450x450mm	9.2mm	Natural	-	All Colours Shown	Bla	5 Tiles	1.00 m <sup>2</sup>	21.30 kg
07	450x250mm	7.5mm	Satin	-	All Colours Shown	BIII	13 Tiles	1.46 m <sup>2</sup>	18.40 kg
08	100x100mm Square Mosaic 300x300mm Sheet	7.2mm	Natural	-	All Colours Shown	Bla	13 Sheets	1.17 m <sup>2</sup>	18.10 kg
09	50x50mm Square Mosaic 300x300mm Sheet	9.2mm	Natural	-	All Colours Shown	Bla	10 Sheets	0.90 m <sup>2</sup>	13.60 kg




#	Fittings	Thickness	Finish	Structure	Availability	Class	Pcs / Box	Lm / Box	Kg / Box
10	890x75mm R/T Skirting	9.2mm	Natural	-	All Colours Shown	Bla	15 Tiles	13.35 lm	21.40 kg
11	600x95mm R/T Skirting	9.2mm	Natural	-	All Colours Shown	Bla	20 Tiles	12.00 lm	24.00 kg

**Note:** Glazed Porcelain / Bla and Glazed Ceramic / BIII tiles. For more information please see the suitability advice given in the technical section. All sizes indicated are metric modular. All sizes shown are nominal. For the most up-to-date size, colour and finish availability, please visit our website - [www.johnson-tiles.com](http://www.johnson-tiles.com). (R) Rectified Edge.



# TECHNICAL SUPPORT

Specification, Sustainability and Important Information













## Product Specification

Range Name	Finish	Wall Suitability	Floor Suitability	Wet Barefoot	Material / Class
Fossilite	 Natural	Internal and External	Internal Only	-	Glazed Porcelain / Bla
	 Bush Hammered	Internal and External	Internal and External	Yes	Glazed Porcelain / Bla
	 Satin	Internal Only	-	-	Glazed Ceramic / BIII













## Floor Values

Finish	Colour	PTV (96)	PTV (55)	R Value	Wet Ramp	PEI	Traffic
 Natural	All Colours Shown	Wet 25 – 35	-	R10	B	IV	Commercial
 Bush Hammered	All Colours Shown	Wet 36+	Wet 36+	R11	C	IV	Commercial

## Physical Properties - Glazed Porcelain / Bla

Test and Standard	Requirement	Result	Test and Standard	Requirement	Result
 <b>Length / Width</b> EN ISO 10545-2	$\pm 0.6\% \leq \pm 2\text{mm}$	Pass	 <b>Modulus of Rupture</b> EN ISO 10545-4	Min. 35N / mm <sup>2</sup>	Pass
 <b>Thickness</b> EN ISO 10545-2	$\pm 5\% \leq \pm 0.5\text{mm}$	Pass	 <b>Thermal Shock</b> EN ISO 10545-9	Pass	Pass
 <b>Straightness of Side</b> EN ISO 10545-2	$\pm 0.5\% \leq \pm 1.5\text{mm}$	Pass	 <b>Frost Resistance</b> EN ISO 10545-12	Resistant	Resistant
 <b>Rectangularity</b> EN ISO 10545-2	$\pm 0.5\% \leq \pm 2\text{mm}$	Pass	 <b>Chemical Resistance</b> EN ISO 10545-13	Min. Class B	Pass
 <b>Surface Flatness</b> EN ISO 10545-2	$\pm 0.5\% \leq \pm 2\text{mm}$	Pass	 <b>Stain Resistance</b> EN ISO 10545-14	Min. Class 3	Pass
 <b>Water Absorption</b> EN ISO 10545-3	$\leq 0.5\%$	Pass	 <b>Fire Rating</b>		Class A1 FL Non Combustible

## Physical Properties - Glazed Ceramic / BIII

Test and Standard	Requirement	Result	Test and Standard	Requirement	Result
 <b>Length / Width</b> EN ISO 10545-2	$\pm 0.5\% \leq \pm 2\text{mm}$	Pass	 <b>Modulus of Rupture</b> EN ISO 10545-4	Min. 15N / mm <sup>2</sup>	Pass
 <b>Thickness</b> EN ISO 10545-2	$\pm 10\% \leq \pm 0.5\text{mm}$	Pass	 <b>Thermal Shock</b> EN ISO 10545-9	Pass	Pass
 <b>Straightness of Side</b> EN ISO 10545-2	$\pm 0.3\% \leq \pm 1.5\text{mm}$	Pass	 <b>Frost Resistance</b> EN ISO 10545-12	-	Not Suitable
 <b>Rectangularity</b> EN ISO 10545-2	$\pm 0.5\% \leq \pm 2\text{mm}$	Pass	 <b>Chemical Resistance</b> EN ISO 10545-13	Min. Class B	Pass
 <b>Surface Flatness</b> EN ISO 10545-2	$\pm 0.5\% \leq \pm 2\text{mm}$	Pass	 <b>Stain Resistance</b> EN ISO 10545-14	Min. Class 3	Pass
 <b>Water Absorption</b> EN ISO 10545-3	10% to 20%	Pass	 <b>Fire Rating</b>		Class A1 Non Combustible

## Sustainability Credentials

Range Name	Material / Class	EPD	Recycled Content - Tiles	Recycled Content - Packaging
Fossilite	Glazed Porcelain / Bla	Yes	Up to 40%	Up to 100% (Boxes Only)
	Glazed Ceramic / BIII	Yes	Up to 20%	Up to 100% (Boxes Only)

**Note:** Due to the manufacturing process of all floor tiles there may be small variations in slip resistance. Given this, please refer to our website for the most up-to-date information. The slip resistance properties of a surface can only be maintained with the implementation of an effective regular cleaning and maintenance regime. The frequency of cleaning should be determined by the property manager based on the potential level of surface contaminants. The need for an additional regular cleaning and maintenance regime is further heightened when tiles are used for external floor and wet barefoot applications. Please contact our technical helpline, or visit our website for specification and installation advice. All floor tiles shown in this literature achieve a PTV (96) Dry 36+ test result. PTV (96): Pendulum Test Value – 45. PTV (55): Pendulum Test Value – TRL. R Value (DIN 51130). Wet Ramp (DIN 51097). PEI: Porcelain Enamel Institute. EPD: Environmental Product Declaration. CSV: Colour Shade Variation.

# TECHNICAL SUPPORT

## Specification, Sustainability and Important Information

### Important Information

During the manufacturing process of ceramic and porcelain tiles, some variation in shade and pattern can occur. Before fixing any tiles; several boxes should be opened and their contents mixed to ensure that size, colour and patterning are acceptable.

The tiles shown in this literature are quality products and conform to BS EN 14411 as shown in the physical properties listed above.

For a comprehensive colour, size, finish and availability overview along with full technical and sustainability information for all products shown, please visit our website - [www.johnson-tiles.com](http://www.johnson-tiles.com)

- All sizes listed are metric modular.
- For specific suitability details, please contact our technical advice helpline or use the email address provided.
- Johnson Tiles Limited cannot accept responsibility for any tiles that have already been fixed.
- Johnson Tiles Limited reserves the right to change specification and availability information without prior notice.
- Nothing in these statements does or will affect the statutory rights of the consumer.

All product technical values quoted in this literature are supported by laboratory testing from our own and independent ceramic test houses. Johnson Tiles Limited are British Standard registered. To find out more, please contact our technical advice helpline on +44 (0)1782 524 111 or email: [technical@johnson-tiles.com](mailto:technical@johnson-tiles.com).



Grey Natural 450x450x9.2mm - FOS03N

## WHERE TO FIND US

### Head Office

Harewood Street, Tunstall,  
Stoke on Trent, Staffordshire,  
ST6 5JZ, United Kingdom

Tel: +44 (0)1782 575 575  
Email: [info@johnson-tiles.com](mailto:info@johnson-tiles.com)  
[www.johnson-tiles.com](http://www.johnson-tiles.com)

---

### Material Lab Studio

10 Great Titchfield Street,  
London, W1W 8BB,  
United Kingdom

Tel: +44 (0)20 7436 8629  
Email: [info@material-lab.co.uk](mailto:info@material-lab.co.uk)  
[www.material-lab.co.uk](http://www.material-lab.co.uk)

---

### Factory Outlet

Tel: +44 (0)1782 524 040  
Email: [foutlet@johnson-tiles.com](mailto:foutlet@johnson-tiles.com)  
[www.outlet.johnson-tiles.com](http://www.outlet.johnson-tiles.com)

---

### Customer Services

Tel: +44 (0)1782 524 000  
Email: [sales@johnson-tiles.com](mailto:sales@johnson-tiles.com)  
8:30am - 4:30pm (Monday - Friday)

---

### Order A Sample

Tel: +44 (0)1782 524 043  
Email: [samples@johnson-tiles.com](mailto:samples@johnson-tiles.com)

---

### Technical Advice Helpline

Tel: +44 (0)1782 524 111  
Email: [technical@johnson-tiles.com](mailto:technical@johnson-tiles.com)

---

Updated: May 2025