

# MARCO

GLAZED CERAMIC AND PORCELAIN | WALL AND FLOOR TILES

CONCRETE STRUCTURE SELECT



[www.johnson-tiles.com](http://www.johnson-tiles.com)

© 2024-25 Johnson Tiles Limited

Est. 1901  
**JOHNSON  
TILES**



# MARCO



**THREE COLOURS**




**TWO SIZES**



**TWO FINISHES**

Introduce texture into your interiors with a micro square design and complementary field tiles featuring a softly textured surface. Available in Clay, Putty and Cement, the beautiful décor options are designed to highlight a feature wall with the intricate square shapes creating texture and depth. Combine the décor with the coordinating 600x600mm PTV 36+ slip resistant floor tiles available in this range for a complete contemporary look.










## COLOURS AND PRODUCT CODES


V2: Low to Moderate Shade Variation

---




**CLAY** - ROCKFALL LRV: 62

Product Code (BIII): M MARC1A



**PUTTY** - ROCKFALL LRV: 53

Product Code (BIII): M MARC2A



**CEMENT** - ROCKFALL LRV: 38

Product Code (BIII): M MARC3A



## COLOURS AND PRODUCT CODES

V2: Low to Moderate Shade Variation

---



**CLAY** PEI: IV LRV: 62

Product Code (Bla): N MARC1F



**PUTTY** PEI: III LRV: 53

Product Code (Bla): N MARC2F



**CEMENT** PEI: III LRV: 38

Product Code (Bla): N MARC3F

# SIZE FORMATS AND AVAILABILITY

Size Options and Packing Information



#	Size Format	Thickness	Finish	Structure	Availability	Class	Pcs / Box	M² / Box	Kg / Box
01	600x300mm	7mm	M Matt	Rockfall	All Colours Shown	BIII	9 Tiles	1.26 m²	20.00 kg
02	600x600mm	9mm	N Natural	-	All Colours Shown	Bla	4 Tiles	1.44 m²	29.00 kg

**Note:** Glazed Ceramic / BIII tiles and Glazed Porcelain / Bla tiles. For more information please see the suitability advice given in the technical section. All sizes indicated are metric modular. All sizes shown are nominal. For the most up-to-date size, colour and finish availability, please visit our website - [www.johnson-tiles.com](http://www.johnson-tiles.com).





Clay Natural 600x600x9mm - MARCIF



# TECHNICAL SUPPORT

Specification, Sustainability and Important Information













## Product Specification

Range Name	Finish	Wall Suitability	Floor Suitability	Wet Barefoot	Material / Class
Marco	 Matt	Internal Only	-	-	Glazed Ceramic / BIII
	 Natural	Internal and External	Internal Only	-	Glazed Porcelain / Bla













## Floor Values

Finish	Colour	PTV (96)	PTV (55)	R Value	Wet Ramp	PEI	Traffic
 Natural	Clay Only	Wet 36+	-	-	-	IV	Commercial
	All Other Colours	Wet 36+	-	-	-	III	Light Commercial

## Physical Properties - Glazed Ceramic / BIII

Test and Standard	Requirement	Result	Test and Standard	Requirement	Result
 Length / Width EN ISO 10545-2	$\pm 0.5\% \leq \pm 2\text{mm}$	Pass	 Modulus of Rupture EN ISO 10545-4	Min. 15N / mm <sup>2</sup>	Pass
 Thickness EN ISO 10545-2	$\pm 10\% \leq \pm 0.5\text{mm}$	Pass	 Thermal Shock EN ISO 10545-9	Pass	Pass
 Straightness of Side EN ISO 10545-2	$\pm 0.3\% \leq \pm 1.5\text{mm}$	Pass	 Frost Resistance EN ISO 10545-12	-	Not Suitable
 Rectangularity EN ISO 10545-2	$\pm 0.5\% \leq \pm 2\text{mm}$	Pass	 Chemical Resistance EN ISO 10545-13	Min. Class B	Pass
 Surface Flatness EN ISO 10545-2	$\pm 0.5\% \leq \pm 2\text{mm}$	Pass	 Stain Resistance EN ISO 10545-14	Min. Class 3	Pass
 Water Absorption EN ISO 10545-3	10% to 20%	Pass	 Fire Rating		Class A I Non Combustible

## Physical Properties - Glazed Porcelain / Bla

Test and Standard	Requirement	Result	Test and Standard	Requirement	Result
 Length / Width EN ISO 10545-2	$\pm 0.6\% \leq \pm 2\text{mm}$	Pass	 Modulus of Rupture EN ISO 10545-4	Min. 35N / mm <sup>2</sup>	Pass
 Thickness EN ISO 10545-2	$\pm 5\% \leq \pm 0.5\text{mm}$	Pass	 Thermal Shock EN ISO 10545-9	Pass	Pass
 Straightness of Side EN ISO 10545-2	$\pm 0.5\% \leq \pm 1.5\text{mm}$	Pass	 Frost Resistance EN ISO 10545-12	Resistant	Resistant
 Rectangularity EN ISO 10545-2	$\pm 0.5\% \leq \pm 2\text{mm}$	Pass	 Chemical Resistance EN ISO 10545-13	Min. Class B	Pass
 Surface Flatness EN ISO 10545-2	$\pm 0.5\% \leq \pm 2\text{mm}$	Pass	 Stain Resistance EN ISO 10545-14	Min. Class 3	Pass
 Water Absorption EN ISO 10545-3	$\leq 0.5\%$	Pass	 Fire Rating		Class A I FL Non Combustible

## Sustainability Credentials

Range Name	Material / Class	EPD	Recycled Content - Tiles	Recycled Content - Packaging
Marco	Glazed Ceramic / BIII	Yes	Up to 40%	Up to 100% (Boxes Only)
	Glazed Porcelain / Bla	Yes	Up to 40%	Up to 100% (Boxes Only)

Note: Please contact our technical helpline, or visit our website for specification and installation advice.  
EPD: Environmental Product Declaration. CSV: Colour Shade Variation.

# TECHNICAL SUPPORT

## Specification, Sustainability and Important Information

### Important Information

During the manufacturing process of ceramic and porcelain tiles, some variation in shade and pattern can occur. Before fixing any tiles; several boxes should be opened and their contents mixed to ensure that size, colour and patterning are acceptable.

The tiles shown in this literature are quality products and conform to BS EN 14411 as shown in the physical properties listed above.

For a comprehensive colour, size, finish and availability overview along with full technical and sustainability information for all products shown, please visit our website - [www.johnson-tiles.com](http://www.johnson-tiles.com)

- All sizes listed are metric modular.
- For specific suitability details, please contact our technical advice helpline or use the email address provided.
- Johnson Tiles Limited cannot accept responsibility for any tiles that have already been fixed.
- Johnson Tiles Limited reserves the right to change specification and availability information without prior notice.
- Nothing in these statements does or will affect the statutory rights of the consumer.

All product technical values quoted in this literature are supported by laboratory testing from our own and independent ceramic test houses. Johnson Tiles Limited are British Standard registered. To find out more, please contact our technical advice helpline on +44 (0)1782 524 111 or email: [technical@johnson-tiles.com](mailto:technical@johnson-tiles.com).



Wall: Clay Rockfall Matt 600x300x7mm - MARCIA  
Floor: Clay Natural 600x600x9mm - MARCIF



## WHERE TO FIND US

### Head Office

Harewood Street, Tunstall,  
Stoke on Trent, Staffordshire,  
ST6 5JZ, United Kingdom

Tel: +44 (0)1782 575 575  
Email: [info@johnson-tiles.com](mailto:info@johnson-tiles.com)  
[www.johnson-tiles.com](http://www.johnson-tiles.com)

---

### Material Lab Studio

10 Great Titchfield Street,  
London, W1W 8BB,  
United Kingdom

Tel: +44 (0)20 7436 8629  
Email: [info@material-lab.co.uk](mailto:info@material-lab.co.uk)  
[www.material-lab.co.uk](http://www.material-lab.co.uk)

---

### Factory Outlet

Tel: +44 (0)1782 524 040  
Email: [foutlet@johnson-tiles.com](mailto:foutlet@johnson-tiles.com)  
[www.outlet.johnson-tiles.com](http://www.outlet.johnson-tiles.com)

---

### Customer Services

Tel: +44 (0)1782 524 000  
Email: [sales@johnson-tiles.com](mailto:sales@johnson-tiles.com)  
8:30am - 4:30pm (Monday - Friday)

---

### Order A Sample

Tel: +44 (0)1782 524 043  
Email: [samples@johnson-tiles.com](mailto:samples@johnson-tiles.com)

---

### Technical Advice Helpline

Tel: +44 (0)1782 524 111  
Email: [technical@johnson-tiles.com](mailto:technical@johnson-tiles.com)

---

Updated: June 2025