

# BEVEL BRICK PRODUCT DATA SHEET



**Available Sizes**  
200x100x6.5mm

**Samples Service**
















Tel: +44 (0)1782 524 043  
Fax: +44 (0)1782 577 379  
Email: [samples@johnson-tiles.com](mailto:samples@johnson-tiles.com)

**Technical Helpline**

Tel: +44 (0)1782 524 111  
Fax: +44 (0)1782 577 379  
Email: [techadvice@johnson-tiles.com](mailto:techadvice@johnson-tiles.com)

[www.johnson-tiles.com](http://www.johnson-tiles.com)

♻️ Recycled Content    Up to 10%	
Range	Bevel Brick
Category	Colour, Structure
Collection	Intro Collection
Short Code	BVBR4A
Colour	Red
Finish	Gloss - Bevel Structure
Wall Suitability	Internal Only
Floor Suitability	-
Wet Barefoot	-
Material	Glazed Ceramic
Classification	BIII
Light Reflectance Value	14.00
CSV	VI

Physical Properties		
Test / Standard	Requirement	Test Result
 <b>Length/Width</b> EN ISO 10545-2	±0.5% ≤ ± 2mm	±0.25%
 <b>Straightness of Sides</b> EN ISO 10545-2	±0.3% ≤ ± 1.5mm	± 0.15%
 <b>Rectangularity</b> EN ISO 10545-2	±0.5% ≤ ± 2mm	± 0.4%
 <b>Surface Flatness</b> EN ISO 10545-2	±0.5% ≤ ± 2mm	±0.2%
 <b>Warpage</b> EN ISO 10545-2	±0.5% ≤ ± 2mm	0.30%
 <b>Water Absorption</b> EN ISO 10545-3	10% to 20%	15% to 17%
 <b>Modulus of Rupture</b> EN ISO 10545-4	Ave 15N/mm <sup>2</sup>	25N/mm <sup>2</sup>
 <b>Frost Resistance</b> Not Applicable	N/A	Not suitable
 <b>Chemical Resistance</b> EN ISO 10545-13	Min Class B	Class A-B (better)
 <b>Stain Resistance</b> EN ISO 10545-14	Min Class 3	Class 3 (better)
 <b>Crazing Resistance</b> EN ISO 10545-11	Pass	Pass
 <b>UV Colour Resistance</b>		Unaffected by light
 <b>Scratch Hardness</b> BS6431:Part 13/EN101	≥3	4
 <b>Fire Rating</b>		Class A1 Non Combustible
 <b>Weight/m<sup>2</sup></b> Thickness: 6.5mm		13kg

Tile colours shown of the tile product on this data sheet are as accurate as the limitations of the printing process will allow. Due to the manufacturing process of all floor tiles there may be small variations in slip resistance. The slip resistance values provided are accurate at the time of testing and represent the standard production value. Please note, inadequate cleaning and maintenance will lead to a significant reduction in the slip resistance of any tiles. The pendulum test results are displayed in line with The Health & Safety Executive guidelines whereby 0 - 24 represents a high slip potential, 25 - 35 signifies a moderate slip potential and 36+ represents a low slip potential. All figures are accurate at the time of this data sheets creation (09/05/2025). Johnson Tiles Limited, Harewood Street, Tunstall, Stoke-on-Trent. ST6 5JZ. Registered in England No. 15600432. © 2025 Johnson Tiles. All rights reserved.