


Select Collection

Ceramic, Vitrified and Porcelain
Wall and Floor Tiles



Select, a design led collection of wall and floor tiles, perfect for both traditional and modern interiors. It offers both small and large format sizes, a wide palette of colours, textures and co-ordinating decorative options. The **Select Collection** is available in a choice of high quality ceramic, vitrified and porcelain.

The full Select Collection is available from stock.

About us

You can be assured that with more than 100 years’ expertise, all Johnson Tiles products are designed and manufactured to the highest possible standards and performance ratings.


We are very conscious of our part in protecting the environment. Listed in ‘The Sunday Times Best Green Companies’, each year we re-use internal water supplies, recapture and distribute heat generated from our kilns, and recycle approximately 10k tonnes of ceramic waste; and all product manufactured at our Stoke on Trent base contains up to 14% recycled ceramic materials – a unique process worldwide.

Johnson Tiles is a division of Norcros Group (Holdings) Limited, Ladyfield House, Station Road, Wilmslow, Cheshire, SK9 1BU.

Registered in England number 566694.

One portfolio...

We operate from one core product portfolio used internationally. Three collections built on a Good, Better and Best principle. Each group has both wall and floor co-ordinating options. Our colour and design story works across all three collections allowing clients to ‘mix and match’ between price points and styles.



The **Select Collection** – Available ranges...

Arctic White Glazed Ceramic Wall Tiles P D	Ashlar Glazed Ceramic and Porcelain Wall and Floor Tiles S	Bergen Glazed Ceramic Wall Tiles W
Cambridge Glazed Ceramic Wall Tiles S	Chroma Glazed Ceramic Wall Tiles P	Concept Glazed Vitrified Wall and Floor Tiles S L
Duo Glazed Porcelain Wall Tiles M P	Eminence Glazed Ceramic Wall Tiles P D	Jewelstone Glass and Natural Stone Wall Tiles D
Modern Un-glazed Porcelain Wall and Floor Tiles C	Natural Mosaics Natural Stone Wall Tiles S D	Natural Tones Glazed Ceramic and Porcelain Wall and Floor Tiles S
Opal White Glazed Ceramic Wall Tiles P	Parade Un-glazed Porcelain Wall and Floor Tiles P	Prismatics Glazed Ceramic Wall Tiles P
Riven Glazed Porcelain Wall and Floor Tiles C P	Savoy Glazed Ceramic Wall Tiles P D	Stonework Glazed Ceramic Wall Tiles S
Street Glazed Porcelain Wall and Floor Tiles C L	Teres Mosaics Glass Wall Tiles P D	Tones Glazed Ceramic Wall Tiles P D
Vivid Glazed Ceramic Wall Tiles P D	Zeppelin Glazed Ceramic Wall and Floor Tiles M	

P Plain colour

C Concrete

S Stone

W Wood

M Metallic


D Decorative

L Large format


Arctic White is available in **three sizes**, perfectly designed for seamless installation.




Size



600 x 300mm



400 x 150mm



300 x 100mm

Availability

300 x 100mm

ATIC2A White Gloss

CHS12A White Satin

400 x 150mm

ATIC1A White Gloss

TNS1A White Satin

600 x 300mm

ATIC1A White Gloss

ELMS12 White Satin


GRO1A White Gloss Groove

Three finishes combine form and function.


Examples below are not to scale but have been enlarged to show detail:



Gloss



Satin



Gloss Groove

One colour



White




Arctic White Gloss


Ashlar is available in **two sizes**, perfectly designed for easy installation.



Size



600 x 300mm



505 x 505mm

Availability

505 x 505mm

ALR01F Warm Taupe Matt
ALR02F Weathered White Matt
ALR03F Crafted Grey Matt

600 x 300mm

ALR01A Warm Taupe Textured
ALR02A Weathered White Textured
ALR03A Crafted Grey Textured

Thickness

505 x 505mm tiles in this range are 9.5mm thick.

Two finishes combine form and function.

Examples below are not to scale but have been enlarged to show detail:



Textured



Matt

Three colours offering a neutral and contemporary palette.



Weathered White

PEI III



Warm Taupe

PEI III



Crafted Grey

PEI III




Ashlar Warm Taupe Textured

Bergen is available in **one** subtle and versatile size.



Size



200 x 100mm

Availability


All sizes
BEG01A White Ash Matt
BEG02A Light Cane Matt
BEG03A Driftwood Matt
BEG04A Auburn Teak Matt
BEG05A Silver Birch Matt
BEG06A Grey Ebony Matt

Thickness

All tiles in this range are 6.5mm thick.

One finish

Example below is not to scale but has been enlarged to show detail:



Matt

Six colours offering a neutral and contemporary palette.



Light Cane



Driftwood



Auburn Teak



White Ash



Silver Birch



Grey Ebony




Bergen Light Cane and Driftwood

Cambridge is available in **one** bold and impactful size.



Size



600 x 300mm

Availability

600 x 300mm
CAB01A Old Stone Textured
CAB02A Classic White Textured
CAB03A Natural Grey Textured

One finish

Example below is not to scale but has been enlarged to show detail:



Textured

Three colours offering a neutral and contemporary palette.



Classic White



Old Stone



Natural Grey




Cambridge Natural Grey

Chroma is available in **one** subtle and versatile size.



Size



300 x 100mm

Availability

All sizes

- | | |
|-----------------------|-----------------------|
| ATIC2A Arctic Gloss | CHS12A Snow Satin |
| CHG01A Saffron Gloss | CHS13A Nightsky Satin |
| CHG03A Sunset Gloss | CHS14A Steel Satin |
| CHG04A Poppy Gloss | CHS15A Pewter Satin |
| CHG06A Coal Gloss | CHS16A Putty Satin |
| CHG07A Tarragon Gloss | CHS17A Seed Satin |
| CHG08A Ocean Gloss | CHS18A Acorn Satin |
| CHG09A Dolphin Gloss | CHS19A Mink Satin |
| CHG10A Alloy Gloss | |
| CHG11A Sand Gloss | |
| CHG20A Fawn Gloss | |
| CHG21A Almond Gloss | |
| CHG22A Coffee Gloss | |

Two finishes combine form and function.

Examples below are not to scale but have been enlarged to show detail:



Gloss



Satin


21 colours offering a neutral and contemporary palette.



Arctic



Sand



Fawn



Dolphin




Snow



Putty



Seed



Steel




Alloy



Coffee



Almond



Coal



Pewter



Mink



Acorn



Nightsky



Saffron



Sunset



Poppy




Tarragon



Ocean

Concept is available in **two sizes**, perfectly designed for easy installation.

Size



Thickness

850 x 280mm tiles in this range are 10mm thick.
450 x 450mm tiles are 9mm thick.

Availability

450 x 450mm

CONC1F Smoke Matt
CONC2F Oyster Matt
CONC3F Putty Matt

850 x 280mm

CONC1A Smoke Matt
CONC2A Oyster Matt
CONC3A Putty Matt

CONC1D Grey Mix Matt Structured
CONC2D Beige Mix Matt Structured

Two finishes combine form and function.

Examples below are not to scale but have been enlarged to show detail:



Matt



Matt Structured

Five colours offering a neutral and contemporary palette.



Oyster

PEI IV



Smoke

PEI III



Putty

PEI III



Beige Mix




Grey Mix



Concept Smoke Matt and Grey Mix Matt Structured

Duo is available in **one** bold and impactful size.

Size



608 x 316mm

Availability

All sizes
DUO01A Ice Gloss Textured
DUO02A Jet Gloss Textured


One finish

Example below is not to scale but has been enlarged to show detail:




Gloss Textured

Two colours offering a monochrome and contemporary palette.



Ice




Jet



Duo Ice and Jet

Eminence is available in **one** bold and impactful size.

Size




600 x 300mm

Availability


All sizes
EMI01A White Gloss
EMI12A White Matt
EMI12R White Matt Ripple
EMI12F White Matt Flower
EMI12W White Matt Weave

Five finishes combine form and function.

Examples below are not to scale but have been enlarged to show detail:



Gloss



Matt



Matt Ripple




Matt Flower



Matt Weave

One colour



White




Eminence White Matt and Matt Ripple

Jewelstone is available in **one** subtle and versatile size.

Size

Sheet size 300 x 300mm



14 x 14mm

Availability


All sizes

- JEST06 Quartz Gloss
- JEST07 Sapphire Gloss
- JEST09 Ruby Gloss
- JEST10 Onyx Gloss
- JEST01 Pearl Mixed
- JEST02 Amethyst Mixed
- JEST03 Bronze Mixed
- JEST04 Gold Mixed
- JEST05 Opal Mixed
- JEST08 Topaz Mixed

Thickness

All tiles in this range are 8mm thick.

10 colours offering a neutral and contemporary palette.




Pearl




Amethyst




Bronze




Gold




Opal




Quartz




Sapphire



Topaz




Ruby




Onyx

Two finishes combine form and function.

Examples below are not to scale but have been enlarged to show detail:




Gloss



Mixed


Modern is available in **two sizes**, perfectly designed for seamless installation.

Size



Mosaic

Sheet size 600 x 300mm



Mixed strips

MON1MM – Beige
(Basalt, Flax and Oyster
Natural and Polished Mix)

MON2MM – Grey
(Graphite, Slate and Moonstone
Natural and Polished Mix)

Availability

All sizes

- | | |
|--------------------------|---------------------------|
| MON01N Basalt Natural | MON01P Basalt Polished |
| MON02N Flax Natural | MON02P Flax Polished |
| MON03N Oyster Natural | MON03P Oyster Polished |
| MON04N Ivory Natural | MON04P Ivory Polished |
| MON05N Moonstone Natural | MON05P Moonstone Polished |
| MON06N Slate Natural | MON06P Slate Polished |
| MON07N Graphite Natural | MON07P Graphite Polished |


Thickness

All Natural finish tiles in this range are 10mm thick. All Polished finish tiles are 9.5mm thick.

Seven colours offering a neutral and contemporary palette.



Basalt



Flax



Oyster




Ivory



Moonstone



Slate




Graphite

Two finishes combine form and function.

Examples below are not to scale but have been enlarged to show detail:



Natural




Polished

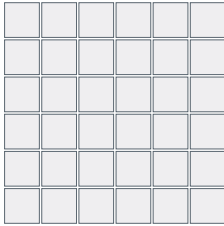
Natural Mosaics is available in **five sizes**, perfectly designed for seamless installation.

Size


Sheet size 305 x 305mm




100 x 50mm




50 x 50mm



50 x 25mm



50 x 17mm



25 x 25mm

Thickness

All tiles in this range are 10mm thick.

Availability

25 x 25mm

SMMX1A Mixed Natural

50 x 17mm

SMCT1A Travertine Polished

SMBB1A Brown and Beige Polished

SMSB1A Black Polished

50 x 25mm

SMSM2A Silver Mix Natural

SMPB1A Light and Dark Polished

50 x 50mm

SMWT2A White Natural

SMST1A Silver Travertine Natural


100 x 50mm

SMBR1A White Natural


SMST2A Silver Travertine Natural

Two finishes combine form and function.

Examples below are not to scale but have been enlarged to show detail:




Eight colours offering a neutral and contemporary palette.



Natural Tones is available in **two sizes**, perfectly designed for seamless installation.



Size




Thickness


600 x 600mm tiles in this range are 10mm thick.

Mosaic

Sheet size 300 x 300mm



47 x 47mm



Mixed strips

NTM2MM - Neutrals (Zinc, Charcoal, Dove and Otter Stones Mix)

NTM2MS - Neutrals (Zinc, Charcoal, Dove and Otter Stones Mix)

NTM3MM - Naturals (Ecru, Pebble, Mink, Nougat and Mocha Marbles Mix)

NTM3MS - Naturals (Ecru, Pebble, Mink, Nougat and Mocha Marbles Mix)

Availability

600 x 300mm

- NTM01A Dove Marble Gloss
- NTM02A Otter Marble Gloss
- NTM03A Nougat Marble Gloss
- NTM04A Mocha Marble Gloss

- NTS01A Ecru Stone Matt
- NTS02A Pebble Stone Matt
- NTS03A Mink Stone Matt
- NTS04A Zinc Stone Matt
- NTS05A Charcoal Stone Matt

600 x 600mm

- NTM01F Dove Marble Gloss
- NTM02F Otter Marble Gloss
- NTM03F Nougat Marble Gloss
- NTM04F Mocha Marble Gloss

- NTS01F Ecru Stone Matt
- NTS02F Pebble Stone Matt
- NTS03F Mink Stone Matt
- NTS04F Zinc Stone Matt
- NTS05F Charcoal Stone Matt

Two finishes combine form and function.

Examples below are not to scale but have been enlarged to show detail:



Gloss



Matt

Nine colours offering a neutral and contemporary palette.



Ecru Stone

PEI IV



Pebble Stone

PEI III



Mink Stone

PEI II



Zinc Stone

PEI II



Charcoal Stone

PEI I



Dove Marble

PEI IV



Otter Marble

PEI III



Nougat Marble

PEI IV



Mocha Marble

PEI I

Opal White is available in **one** subtle and versatile size, with co-ordinating fittings.



Size



152 x 152mm

Thickness

All tiles in this range are 5.5mm thick.


Fitting




152 x 152mm - RE



152 x 152mm - REX



152mm - Bead external



152mm - Bead external stop end

Availability

All sizes
NOPAL White Gloss

All fittings
NOPAL White Gloss

One finish

Example below is not to scale but has been enlarged to show detail:



Gloss

One colour




White



Opal White

Parade is available in **one** bold and impactful size.

Size




600 x 600mm

Availability

All sizes
PAR01P White Polished
PAR02P Black Polished

One finish

Example below is not to scale but has been enlarged to show detail:




Polished

Two colours offering a monochrome and contemporary palette.



White



Black

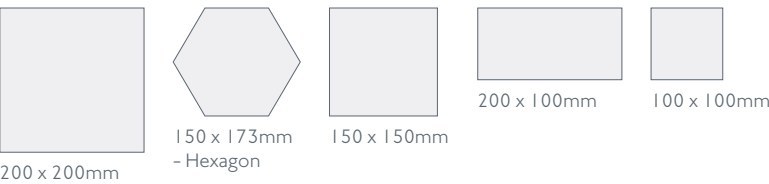


Parade Black


Prismatics is available in **five sizes**, perfectly designed for seamless installation.



Size



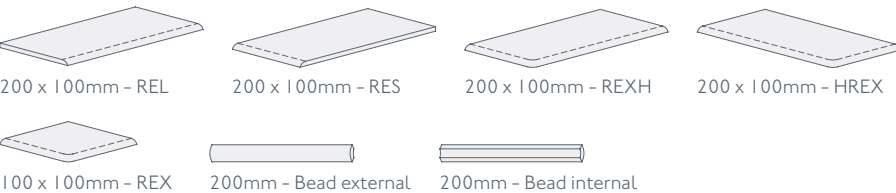
Cove



Thickness

All tiles in this range are 6.5mm thick.

Fitting



Availability

100 x 100mm, 150 x 150mm, 200 x 100mm and 200 x 200mm
All colours are available in all sizes

150 x 173mm - Hexagon

Gloss: PRG1 White, PRG6 Black, PRG11 Shark, PRG16 Teal, PRG48 Goldcrest, PRG103 Old Lace, PRG110 Jungle, PRG119 flame, PRG120 Strawberry
Satin: PRS12 White, PRS13 Black, PRS15 Shark, PRS93 Old Lave

All fittings

Gloss: PRG1 White, PRV2 Victorian Cream, PRV3 Victorian Blue, PRG6 Black, PRG11 Shark, PRG16 Teal, PRG24 Storm Grey, PRG28 Duck Egg, PRG40 Pistachio, PRG48 Goldcrest, PRG55 Pumpkin, PRG106 Magenta, PRG112 Midnight, PRG117 Olive, PRG120 Strawberry
Satin: PRS12 White, PRS14 Magnolia

Two finishes combine form and function.

Examples below are not to scale but have been enlarged to show detail:



Gloss























Satin

48 Gloss colours




			
Ash	Elephant	Shadow	Black
			
Suede	Woodpigeon	Coffee	Cappuccino
			
Mimosa	Sun Haze	Goldcrest	Sunflower
			
Pumpkin	Flame	Tomato	Strawberry
			
Mintwater	Duck Egg	Electric	Teal
			
Pistachio	Peppermint	Lagoon	Ocean Blue

20 Satin colours

			
Black	Moleskin	Shark	White
			
Russet	Truffle	Old Lace	Magnolia
			
Goldcrest	Vanilla		
			
Cayenne	Pumpkin		
			
Lapis	Sky	Aqua	Harebell
			
Peacock	Sweet Pea	Peppermint	Willow

Riven is available in **one** bold and impactful size.

Size



600 x 300mm

Availability

All sizes
RIV01S Portland White Structured
RIV02S Yorkstone Structured
RIV03S Granite City Structured
RIV04S Welsh Slate Structured

Thickness

All tiles in this range are 9.5mm thick.

Four colours offering a neutral and contemporary palette.



Portland White PEI IV



Yorkstone PEI III




Granite City PEI III




Welsh Slate PEI III

One finish

Example below is not to scale but has been enlarged to show detail:



Structured



Riven Welsh Slate


Savoy is available in **two sizes**, perfectly designed for seamless installation.



Size



Fitting



N.B

Savoy is designed to have a high shade variation. Before fixing, several cartons should be opened, and the contents mixed, to ensure that the size, shade, colour and patterning are acceptable.

Availability

All sizes		All fittings
SAV02A Oat Gloss	SAV02D Oat Gloss Décor *	SAV02A Oat Gloss
SAV03A Grain Gloss	SAV03D Grain Gloss Décor *	SAV03A Grain Gloss
SAV04A Caraway Gloss	SAV04D Caraway Gloss Décor *	SAV04A Caraway Gloss
SAV05A Dew Gloss	SAV05D Dew Gloss Décor *	SAV05A Dew Gloss
SAV06A Steel Gloss	SAV06D Steel Gloss Décor *	SAV06A Steel Gloss
SAV07A Noir Gloss	SAV07D Noir Gloss Décor *	SAV07A Noir Gloss
SAV08A Leaf Gloss	SAV08D Leaf Gloss Décor *	SAV08A Leaf Gloss

* Only available in 300 x 100mm

Thickness

200 x 100mm tiles in this range are 6.5mm thick.

Two finishes combine form and function.

Examples below are not to scale but have been enlarged to show detail:



Gloss



Gloss Décor

Seven colours offering a neutral and contemporary palette.



Oat



Grain



Caraway



Dew



Steel



Noir




Leaf

Stonework is available in **one** subtle and versatile size.



Size



200 x 100mm

Availability

All sizes
STW01A Autumn Brown Matt
STW02A Hessian Matt
STW03A Light Tan Matt
STW04A Limewash Matt
STW05A Cool Mist Matt
STW06A Dusk Matt

Thickness

All tiles in this range are 6.5mm thick.

One finish

Example below is not to scale but has been enlarged to show detail:



Matt

Six colours offering a neutral and contemporary palette.



Light Tan



Autumn Brown



Hessian



Limewash



Cool Mist




Dusk




Stonework Dusk

Street is available in **three sizes**, perfectly designed for easy installation.


Size



850 x 300mm



600 x 600mm



450 x 450mm

Availability

All sizes
STRT1N Vapour Matt
STRT2N Pewter Matt
STRT3N Iron Matt

One finish

Example below is not to scale but has been enlarged to show detail:



Matt

Thickness

450 x 450mm tiles in this range are 9mm thick. All other tiles are 10mm thick.

Three colours offering a neutral and contemporary palette.



Vapour

PEI IV



Pewter

PEI II



Iron

PEI II




Street Iron

Teres Mosaics is available in **one** subtle and versatile size.

Size

Sheet size 300 x 300mm



23 x 23mm


Availability

All sizes

- TERE02 Polar Gloss
- TERE07 Carbon Gloss
- TERE14 Black Gloss
- TERE15 Pillar Box Gloss
- TERE19 Azure Gloss
- TERE38 Pewter Gloss
- TERE39 Fawn Gloss
- TERE53 Blue Topaz Gloss
- TERH24 Plum Gloss
- TERV15 Straw Gloss
- TERV44 Chestnut Gloss
- TERV70 Spearmint Gloss
- TERV73 Marine Gloss

One finish

Example below is not to scale but has been enlarged to show detail:




Gloss


Thickness

All tiles in this range are 4mm thick.


13 colours offering a vibrant and contemporary palette.




Polar




Pewter




Carbon




Fawn




Plum




Chestnut




Spearmint




Blue Topaz




Marine




Straw



Pillar Box



Azure




Black

Tones is available in **one** subtle and versatile size.



Size




400 x 150mm

Availability


All sizes		
TNS1A White Matt	TNS1W White Matt Wave	TNS1N White Matt Nano
TNS2A Cream Matt	TNS2W Cream Matt Wave	TNS7N Charcoal Matt Nano
TNS3A Latte Matt	TNS3W Latte Matt Wave	
TNS4A Mocha Matt	TNS4W Mocha Matt Wave	TNS1P White Matt Polygon
TNS5A Steam Matt	TNS5W Steam Matt Wave	TNS7P Charcoal Matt Polygon
TNS6A Smoke Matt	TNS6W Smoke Matt Wave	
TNS7A Charcoal Matt	TNS7W Charcoal Matt Wave	
TNS0F Forest Matt		

Four finishes combine form and function.


Examples below are not to scale but have been enlarged to show detail:




Matt



Matt Wave



Matt Nano



Matt Polygon


12 colours offering a neutral and contemporary palette.



White



Cream




Latte



Mocha



Steam



Smoke



Charcoal




Forest



Cream Linear Mix



Steam Linear Mix



Smoke Linear Mix




Mocha Linear Mix

Vivid is available in **one** subtle and versatile size.



Size




400 x 150mm

Availability

- All sizes**
VVD1A White Gloss
VVD2A Clay Gloss
VVD3A Orange Gloss
VVD4A Red Gloss
VVD5A Purple Gloss
VVD6A Blue Gloss
VVD7A Lime Gloss
VVD8A Teal Gloss
VVD9A Dark Grey Gloss
VVD10A Black Gloss

One finish

Example below is not to scale but has been enlarged to show detail:




Gloss


10 colours offering a vibrant and contemporary palette.



White




Clay




Orange



Red




Purple



Teal




Lime



Blue




Dark Grey



Black

Zeppelin is available in **two sizes**, perfectly designed for easy installation.

Size



500 x 200mm



450 x 450mm

Availability

450 x 450mm

ZEPL1F Silver Gloss
ZEPL2F Cream Gloss
ZEPL3F Bronze Gloss
ZEPL4F Grey Gloss

50 x 200mm

ZEPL1A Silver Gloss
ZEPL2A Cream Gloss
ZEPL3A Bronze Gloss
ZEPL4A Grey Gloss

Thickness

500 x 200mm tiles in this range are 9mm thick.
450 x 450mm tiles are 8.5mm thick.

One finish

Example below is not to scale but has been enlarged to show detail:



Gloss

Four colours offering a neutral and contemporary palette.



Silver

PEI IV



Cream

PEI IV



Bronze

PEI III



Grey

PEI III



Zeppelin Bronze

Floor tile suitability

Abrasion resistance of glazed floor tiles (PEI)

This approximate classification is given for guidance only. It should not be taken to provide accurate product specifications for specific requirements.

PEI I

Floor coverings in areas that are walked on essentially with soft soled footwear or bare feet without scratching dirt (e.g. residential bathrooms or bedrooms without direct access from the outside).

PEI II

Floor coverings in areas that are walked on by soft soled or normal footwear with, at most, the occasional small amounts of scratching dirt (e.g. rooms in living areas of homes but with the exception of kitchens, entrances and other rooms which may have a lot of traffic). This does not apply to abnormal footwear; for example hobnailed boots.

PEI III

Floor coverings in areas that, with normal footwear, are walked on more often with small amounts of scratching dirt (e.g. residential kitchens, halls and corridors). This does not apply to abnormal footwear; for example hobnailed boots.

PEI IV

Floor coverings that are walked on by regular traffic with some scratching dirt so that the conditions are more severe than Class III (e.g. conservatories).

PEI V

Floor coverings that are subject to severe pedestrian traffic over sustained periods with some scratching dirt, so that the conditions are the most severe for which glazed floor tiles may be suitable (e.g. public areas such as restaurant floors, office internal walkways and reception areas).







This classification is valid for the given applications in normal conditions. Consideration should be given to footwear, type of traffic and cleaning methods expected and the floors should be adequately protected against scratching dirt at the entrance to the buildings by interposing footwear cleaning devices.

Colour notations







Range	Code	Colour	PEI value
Ashlar	ALR01F	Warm Taupe	III
Ashlar	ALR02F	Weathered White	III
Ashlar	ALR03F	Crafted Grey	III
Concept	CONC1F	Smoke	III
Concept	CONC2F	Oyster	IV
Concept	CONC3F	Putty	III
Natural Tones	NTS01F	Ecru Stone	IV
Natural Tones	NTS02F	Pebble Stone	III
Natural Tones	NTS03F	Mink Stone	II
Natural Tones	NTS04F	Zinc Stone	II
Natural Tones	NTS05F	Charcoal Stone	I
Natural Tones	NTM01F	Dove Marble	IV
Natural Tones	NTM02F	Otter Marble	III
Natural Tones	NTM03F	Nougat Marble	IV
Natural Tones	NTM04F	Mocha Marble	I
Riven	RIV01S	Portland White	IV
Riven	RIV02S	Yorkstone	III
Riven	RIV03S	Granite City	III
Riven	RIV04S	Welsh Slate	III
Street	STRT1N	Vapour	IV
Street	STRT2N	Pewter	II
Street	STRT3N	Iron	II
Zeppelin	ZEPL1F	Silver	IV
Zeppelin	ZEPL2F	Cream	IV
Zeppelin	ZEPL3F	Bronze	III
Zeppelin	ZEPL4F	Grey	III

Note: These results are from Johnson Tiles’ internal test reports and are to be used for guidance only.

Ceramic tile physical properties

Test		Standard	Requirement	Typical test value
	Length/width	EN ISO 10545-2	$\pm 0.5\% \leq \pm 2\text{mm}$	Pass
	Straightness of side	EN ISO 10545-2	$\pm 0.3\% \leq \pm 1.5\text{mm}$	Pass
	Water absorption	EN ISO 10545-3	10% to 20%	Pass
	Modulus of rupture	EN ISO 10545-4	Min 15N/mm ²	Pass
	Frost resistance	EN ISO 10545-12		Not suitable for installations where temperatures may fall below freezing.
	Stain resistance	EN ISO 10545-14	Min Class 3	Pass

Vitrified tile physical properties

Test		Standard	Requirement	Typical test value
	Length/width	EN ISO 10545-2	$\pm 0.6\% \leq \pm 2\text{mm}$	Pass
	Straightness of side	EN ISO 10545-2	$\pm 0.5\% \leq \pm 1.5\text{mm}$	Pass
	Water absorption	EN ISO 10545-3	3% to 6%	Pass
	Modulus of rupture	EN ISO 10545-4	Min 22N/mm ²	Pass
	Frost resistance	EN ISO 10545-12		Not suitable for installations where temperatures may fall below freezing.
	Stain resistance	EN ISO 10545-14	Min Class 3	Pass

Porcelain tile physical properties

Test		Standard	Requirement	Typical test value
	Length/width	EN ISO 10545-2	$\pm 0.6\% \leq \pm 2\text{mm}$	Pass
	Straightness of side	EN ISO 10545-2	$\pm 0.5\% \leq \pm 1.5\text{mm}$	Pass
	Water absorption	EN ISO 10545-3	$\leq 0.5\%$	Pass
	Modulus of rupture	EN ISO 10545-4	Min 35N/mm ²	Pass
	Frost resistance	EN ISO 10545-12	Resistant	Resistant
	Stain resistance	EN ISO 10545-14	Min Class 3	Pass

Important information

During the manufacture of all ceramic, vitrified and porcelain tiles, some variation in shade or pattern can occur. Before fixing tiles, several cartons should be opened, and the contents mixed, to ensure that the size, shade, colour and patterning are acceptable. The tiles illustrated in this brochure are quality products and conform to the physical properties listed above.

- For specific suitability and fit-for-purpose details, contact the technical helpline.
- Johnson Tiles cannot accept responsibility for any tiles that have been fixed.
- Every effort has been made to ensure the accuracy of the information given in this brochure.
- In the interest of progress, Johnson Tiles reserves the right to change specifications and availability without prior notice.
- Nothing in these statement’s does, or will affect the statutory rights of the consumer.

© Johnson Tiles, Johnson, absolute and Material Lab are registered trademarks, and together with Kerastar, and the product names; are the trademarks of H&R Johnson Tiles Limited and licensed to Norcros Group (Holdings) Limited, trading as Johnson Tiles.

© 2016 Johnson Tiles. All rights reserved.

Printed in England.



BS EN 14411
No. KM 07325



FM26818



EMS40817

Uniclass	Epic
L5 I 2	E223
CI/SfB	[42] Sg3

September 2016

Where to find us

United Kingdom

Johnson Tiles
Harewood Street, Tunstall,
Stoke on Trent, ST6 5JZ

Tel: +44 (0)1782 575575
Fax: +44 (0)1782 577377
Email: info@johnson-tiles.com
www.johnson-tiles.com

Material Lab
10 Great Titchfield Street,
London, W1W 8BB

Tel: +44 (0)20 7436 8629
Fax: +44 (0)20 7436 9031
Email: info@material-lab.co.uk
www.material-lab.co.uk

Middle and Far East

Johnson Tiles Dubai
PO Box - 413617,
United Arab Emirates

Tel: ++971 (0) 526 457376
Email: sales@johnson-tiles.ae
www.johnson-tiles.ae

United States of America

Johnson Tiles USA
3 Cass Street,
Keyport,
New Jersey,
07735, USA

Tel: +1732 264 0202
Fax: +1732 264 0222
Email: usaoffice@johnson-tiles.com
www.johnson-tiles.com